



GENERAL

- Type fishing boat
- L.O.A 21.00 m
- Beam 6.20 m
- Depth 1.70 m
- Frames Steel
- Deck Steel
- Superstructure Steel

- Classificatio Egyptian Shipping Inspection (ESI)

Deck lay-out

- Anchors 2x 360 kg Pool (High Holding Power)
- Chain 166 m studlink, dia.17,5 mm U2 , electric
- Anchor winch Kraaijeveld, Electric
- Capstan hydraulic 5 ton pull
- Deckcrane Effer 12000-25, 1.25 ton at 8.6 m
- Towing hook 40 tonf sWL
- Life raft 2 life rafts for 8 persons

TANK CAPACITIES

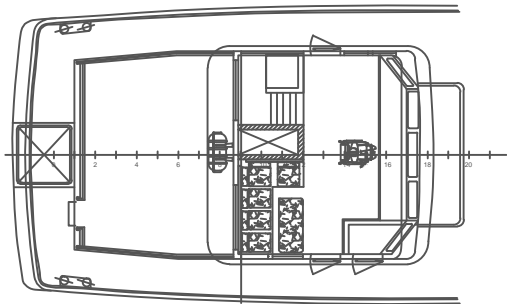
- Fuel oil 10 m3
- Fresh water 10 m3
- Lub.oil 5
- Waterballast 10 m3

ACCOMMODATION

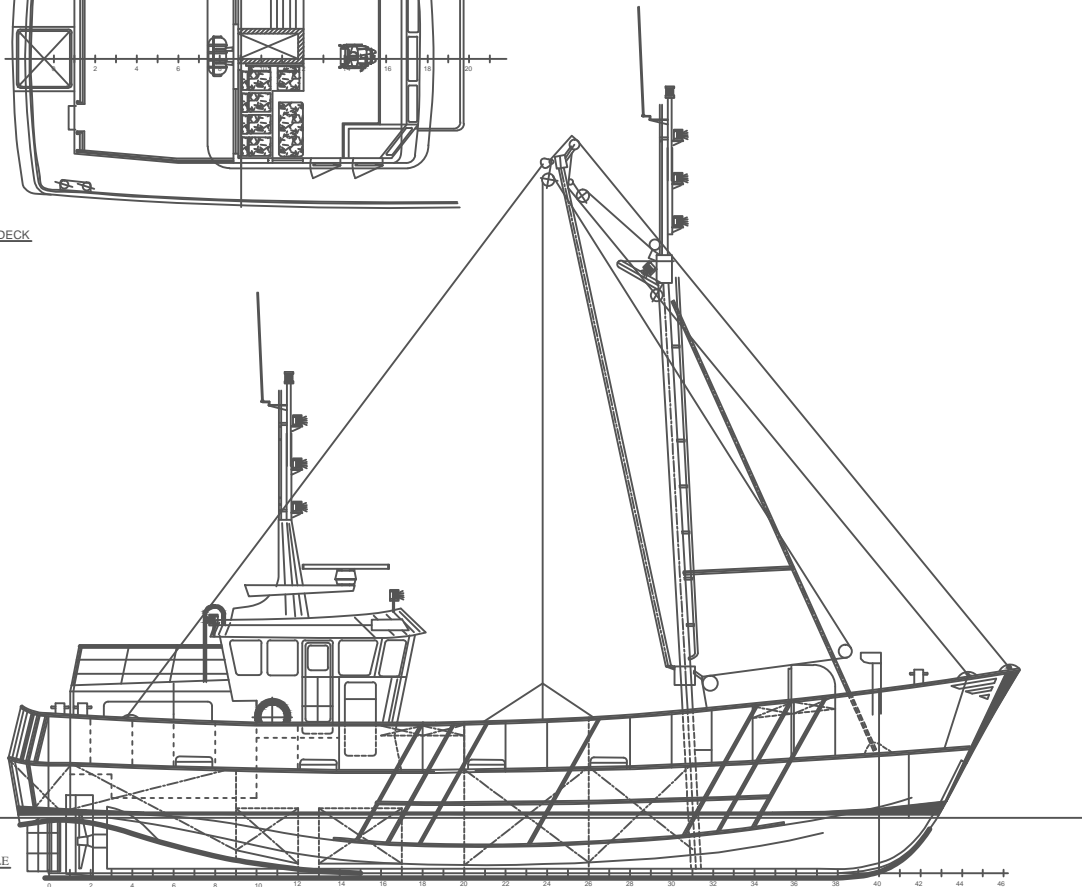
- Living spaces for 16 persons, consisting of cabins, stores,
- galley, mess room and sanitary spaces

PROPULSION SYSTEM

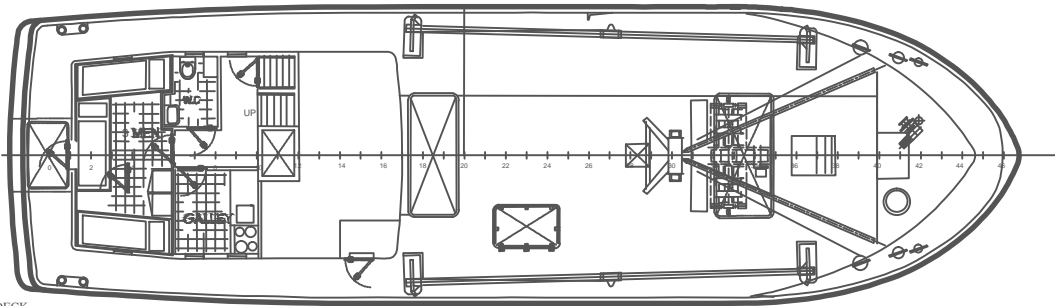
- Engine type daewoo 400HP /2100 RPM
- Genset/Power/Hours/Brand 2 X (20KVA)



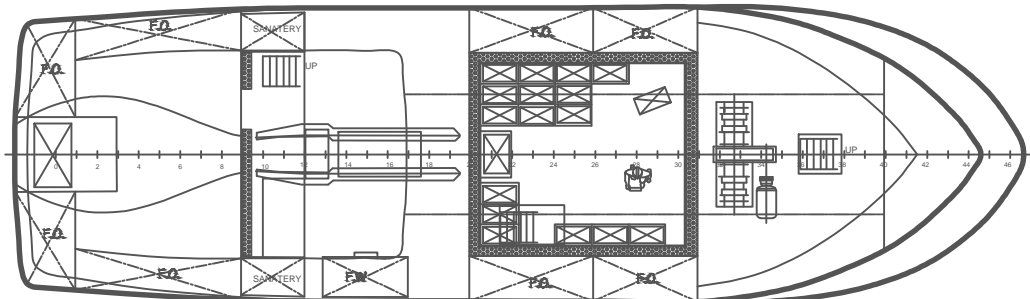
BRIDGE DECK



PROFILE



MAIN DECK



LOWER DECK

PRINCIPAL DIMENSIONS
 LENGTH O.A 21.98 m
 BEAM MLD 6.40 m
 DEPTH 2.2 m

REVISION	DESCRIPTION
C	
B	
A	



Jacobus Spijker dreef
 196
 2132 PZ Hoofddorp
 The Netherlands
 Tel
 +31(0)23-5547310

FISHING-BOAT			
Title :	GENERAL-ARRANGEMENT	Proj. No.:	
Scale:	1:100	Drawn:	OMNIA MAGDY
		Start:	A 1
		Date:	06-03-2014
		Desig. No.:	AAM 2014 03-00 01

This drawing is protected by copyright and property of the drafter. No part whatsoever may be copied, reproduced, modified or used in any manner without permission.